



Co-funded by the European Union



Norwegian Embassy
Islamabad



© TVET SSP

MARBLE TECHNICIAN

Assessment Package

National Vocational
Certificate Level 1

Version 1 - July 2020



Implemented by

giz Deutsche Gesellschaft
für Internationale
Zusammenarbeit (GIZ) GmbH

Published by

National Vocational and Technical Training Commission
Government of Pakistan

Headquarter

Plot 38, Kirthar Road, Sector H-9/4, Islamabad, Pakistan
www.navttc.org

Responsible

Director General Skills Standard and Curricula, National Vocational and Technical Training Commission
National Deputy Head, TVET Sector Support Programme, Deutsche Gesellschaft für Internationale Zusammenarbeit (GIZ) GmbH

Layout & design

SAP Communications

Photo Credits

TVET Sector Support Programme

URL links

Responsibility for the content of external websites linked in this publication always lies with their respective publishers. TVET Sector Support Programme expressly dissociates itself from such content.

This document has been produced with the technical assistance of the TVET Sector Support Programme, which is funded by the European Union, the Federal Republic of Germany and the Royal Norwegian Embassy and has been commissioned by the German Federal Ministry for Economic Cooperation and Development (BMZ). The Deutsche Gesellschaft für Internationale Zusammenarbeit (GIZ) GmbH in close collaboration with the National Vocational and Technical Training Commission (NAVTTTC) as well as provincial Technical Education and Vocational Training Authorities (TEVTAs), Punjab Vocational Training Council (PVTC), Qualification Awarding Bodies (QABs)s and private sector organizations.

Document Version

July, 2020

Islamabad, Pakistan

© TVET SSP

MARBLE TECHNICIAN

Assessment Package

National Vocational
Certificate Level 1

Version 1 - July 2020

Instruction Sheet for the Candidate

Qualification	Marble Technician Level-1
Competency Standard(s)	Maintain workplace Safety
Purpose of Assessment	Formative Assessment

Candidate Details	Name _____ Registration/Roll Number _____
Guidance for Candidate	<p>To meet this standard you are required to complete the following within the given time frame (for practical demonstration & assessment):</p> <ol style="list-style-type: none"> 1. Adopt Personal safety 2. Adopt workplace safety. 3. Adopt safety of tools and equipment 4. Maintain First aid Box 5. Adopt Machines Safety 6. Adopt environmental regulation
Time: 3 Hours	<p>During a practical assessment, under observation by an assessor, you are required to</p> <ol style="list-style-type: none"> 1. Arrange PPEs as per requirements 2. Wear proper PPE as per nature of job 3. Store PPEs at appropriate place after use 4. Operate Firefighting equipment 5. Identify emergency shutdown switch of machines. 6. Identify insulated tools and equipment 7. Store tools and equipment at appropriate place. 8. Identify first aid box 9. Check first aid box for Emergency Medicines. 10. Check Expiry date of the Medicines 11. Demonstrate mock first aid treatment against electric shock 12. Demonstrate mock exercise against minor injury. 13. Check belts of Machine 14. Check blades of machines 15. Check Machine for short circuit 16. Interpret environmental regulation
Minimum Evidence Required	

Self-Assessment Checklist

Candidate Name	
Registration No.	
Qualification	Marble Technician Level-1
Competency Standards	Maintain workplace Safety
Assessment Task	<ol style="list-style-type: none"> 1. Adopt Personal safety 2. Adopt workplace safety. 3. Adopt safety of tools and equipment 4. Maintain First aid Box 5. Adopt Machines Safety. 6. Adopt environmental regulation

I can.....

Performance Criteria	Yes	No
1. Arrange PPEs as per requirements	<input type="checkbox"/>	<input type="checkbox"/>
2. Wear proper PPE as per nature of job	<input type="checkbox"/>	<input type="checkbox"/>
3. Store PPEs at appropriate place after use	<input type="checkbox"/>	<input type="checkbox"/>
4. Operate Firefighting equipment	<input type="checkbox"/>	<input type="checkbox"/>
5. Identify emergency shutdown switch of machines.	<input type="checkbox"/>	<input type="checkbox"/>
6. Identify insulated tools and equipment	<input type="checkbox"/>	<input type="checkbox"/>
7. Store tools and equipment at appropriate place.	<input type="checkbox"/>	<input type="checkbox"/>
8. Identify first aid box	<input type="checkbox"/>	<input type="checkbox"/>
9. Check first aid box for Emergency Medicines.	<input type="checkbox"/>	<input type="checkbox"/>
10. Check Expiry date of the Medicines	<input type="checkbox"/>	<input type="checkbox"/>
11. Demonstrate mock first aid treatment against electric shock	<input type="checkbox"/>	<input type="checkbox"/>
12. Demonstrate mock exercise against minor injury.	<input type="checkbox"/>	<input type="checkbox"/>
13. Check belts of Machine	<input type="checkbox"/>	<input type="checkbox"/>
14. Check blades of machines	<input type="checkbox"/>	<input type="checkbox"/>
15. Check Machine for short circuit	<input type="checkbox"/>	<input type="checkbox"/>
16. Interpret environmental regulation	<input type="checkbox"/>	<input type="checkbox"/>

Candidate's Signature _____

Assessor's

Signature _____

Date: _____

Assessors Judgment Guide

Qualification	Marble Technician Level-1
Competency Standard(s)	Maintain workplace Safety
Candidate Details	Name: _____ Registration/Roll Number: _____ Signature: _____
Assessment Outcome	COMPETENT <input type="checkbox"/> NOT YET COMPETENT <input type="checkbox"/> Name of the Assessor _____ Assessor's code: _____ Signature: _____

Assessment Summary (to be filled by the assessor)							
Activity	Method					Result	
	Written	Oral	Observation	Portfolio	Role Play	Competent	Not Yet Competent
Nature of Activity							
Practical Skill Demonstration			✓				
Knowledge Assessment		✓					
Other Requirement							

Observation Checklist

Assessment Task	<ol style="list-style-type: none"> 1. Adopt Personal safety 2. Adopt workplace safety. 3. Adopt safety of tools and equipment 4. Maintain First aid Box 5. Adopt Machines Safety. 6. Adopt environmental regulation 			
During the practical assessment, candidate demonstrated the following:		Yes	No	Remarks
1.	Arrange PPEs as per requirements			
2.	Wear proper PPE as per nature of job			
3.	Store PPEs at appropriate place after use			
4.	Operate Firefighting equipment			
5.	Identify emergency shutdown switch of machines.			
6.	Identify insulated tools and equipment			
7.	Store tools and equipment at appropriate place.			
8.	Identify first aid box			
9.	Check first aid box for Emergency Medicines.			
10.	Check Expiry date of the Medicines			
11.	Demonstrate mock first aid treatment against electric shock			
12.	Demonstrate mock exercise against minor injury.			
13.	Check belts of Machine			
14.	Check blades of machines			
15.	Check Machine for short circuit			
16.	Interpret environmental regulation			
Competent <input type="checkbox"/>		Not Yet Competent <input type="checkbox"/>		

Knowledge Assessment

Qualification	Marble Technician Level-1
Competency Standard(s)	Maintain workplace Safety
Candidate Details	Name: _____ Registration/Roll Number: _____ Candidate Signature: _____
Assessment Outcome	COMPETENT <input type="checkbox"/> NOT YET COMPETENT <input type="checkbox"/> Name of the Assessor: _____ Assessor's code: _____ Signature of the Assessor: _____

Candidate's response is not required to be identical, but similar concepts and/or keywords must be used. Oral questioning may be used to clarify candidate understanding of topic and its application.

	Questions (Candidate confidently answered questions correctly and demonstrated understanding of the topics and their application)	Satisfactory	Not Satisfactory
1.	Define Personal Protective Equipment (PPE.) _____		
2.	Types and use of PPEs _____		
3.	Types of physical, chemical and electrical hazards _____		
4.	Name and Use of insulated equipment _____		
5.	Name Medicine, used in First Aid Box _____		
6.	Procedure of First Aid Treatment _____		
7.	Name different types of Belts _____		
8.	Name different types of Blades (Cutters) _____		
9.	Name various types of Risks _____		

Feedback to the Candidate

Candidate's Signature _____ Assessor's Signature _____

Instruction Sheet for the Candidate

Qualification	Marble Technician Level-1
Competency Standard(s)	Maintain Tools & Equipment
Purpose of Assessment	Formative Assessment

Candidate Details	Name _____ Registration/Roll Number _____
Guidance for Candidate	<p>To meet this standard you are required to complete the following within the given time frame (for practical demonstration & assessment):</p> <ol style="list-style-type: none"> 1. Arrange Tools and Equipment 2. Maintain tool Box 3. Calibrate measuring tools 4. Manage Inventory of tools and equipment
Time: 2 hours	<p>During a practical assessment, under observation by an assessor, you are required to</p> <ol style="list-style-type: none"> 1. Identify Tools and Equipment 2. Interpret job card 3. Check Physical Condition of Tools & Equipment before use 4. Place tools and equipment at appropriate place 5. Check calibration status of the measuring tools 6. Perform calibration of measuring tools as per standards
Minimum Evidence Required	

Self-Assessment Checklist

Candidate Name	
Registration No.	
Qualification	Marble Technician Level-1
Competency Standards	Maintain Tools & Equipment
Assessment Task	<ol style="list-style-type: none"> 1. Arrange Tools and Equipment 2. Maintain tool Box 3. Calibrate measuring tools 4. Manage Inventory of tools and equipment

I can.....

Performance Criteria	Yes	No
1. Identify Tools and Equipment	<input type="checkbox"/>	<input type="checkbox"/>
2. Interpret job card	<input type="checkbox"/>	<input type="checkbox"/>
3. Check Physical Condition of Tools & Equipment before use	<input type="checkbox"/>	<input type="checkbox"/>
4. Place tools and equipment at appropriate place	<input type="checkbox"/>	<input type="checkbox"/>
5. Check calibration status of the measuring tools	<input type="checkbox"/>	<input type="checkbox"/>
6. Perform calibration of measuring tools as per standards	<input type="checkbox"/>	<input type="checkbox"/>

Candidate's Signature _____

Assessor's

Signature _____

Date: _____

Assessors Judgment Guide

Qualification	Marble Technician Level-1
Competency Standard(s)	Maintain Tools & Equipment
Candidate Details	Name: _____ Registration/Roll Number: _____ Signature: _____
Assessment Outcome	COMPETENT <input type="checkbox"/> NOT YET COMPETENT <input type="checkbox"/> Name of the Assessor _____ Assessor's code: _____ Signature: _____

Assessment Summary (to be filled by the assessor)							
Activity	Method					Result	
	Written	Oral	Observation	Portfolio	Role Play	Competent	Not Yet Competent
Nature of Activity							
Practical Skill Demonstration			✓				
Knowledge Assessment		✓					
Other Requirement							

Observation Checklist

Assessment Task	1. Arrange Tools and Equipment 2. Maintain tool Box 3. Calibrate measuring tools 4. Manage Inventory of tools and equipment			
During the practical assessment, candidate demonstrated the following:		Yes	No	Remarks
1.	Identify Tools and Equipment	<input type="checkbox"/>	<input type="checkbox"/>	
2.	Interpret job card	<input type="checkbox"/>	<input type="checkbox"/>	
3.	Check Physical Condition of Tools & Equipment before use	<input type="checkbox"/>	<input type="checkbox"/>	
4.	Place tools and equipment at appropriate place	<input type="checkbox"/>	<input type="checkbox"/>	
5.	Check calibration status of the measuring tools	<input type="checkbox"/>	<input type="checkbox"/>	
6.	Perform calibration of measuring tools as per standards	<input type="checkbox"/>	<input type="checkbox"/>	
Competent <input type="checkbox"/>		Not Yet Competent <input type="checkbox"/>		

Knowledge Assessment

Qualification	Marble Technician Level-1
Competency Standard(s)	Maintain Tools & Equipment
Candidate Details	Name: _____ Registration/Roll Number: _____ Candidate Signature: _____
Assessment Outcome	COMPETENT <input type="checkbox"/> NOT YET COMPETENT <input type="checkbox"/> Name of the Assessor: _____ Assessor's code: _____ Signature of the Assessor: _____

Candidate's response is not required to be identical, but similar concepts and/or keywords must be used. Oral questioning may be used to clarify candidate understanding of topic and its application.

Questions (Candidate confidently answered questions correctly and demonstrated understanding of the topics and their application)		Satisfactory	Not Satisfactory
1. Name different types of Tools and equipment			
2. What are the uses of different Tools?			
3. Name the tools in a tool box			
4. What is Preventive measures for tools and equipment?			
5. What is corrective measures for tools and equipment?			
6. What is Calibration?			
7. Why Calibration is important?			
8. What is Inventory Management?			

Instruction Sheet for the Candidate

Qualification	Marble Technician Level-1
Competency Standard(s)	Identify Machines & Its Attachments
Purpose of Assessment	Formative Assessment

Candidate Details	Name _____ Registration/Roll Number _____
Guidance for Candidate	<p>To meet this standard you are required to complete the following within the given time frame (for practical demonstration & assessment):</p> <ol style="list-style-type: none"> 1. Identify Machine and its sizes. 2. Identify components & Attachments 3. Identify capacities & capabilities of Machine 4. Identify basic tools and supplies associated with Machines 5. Maintain Inventory of Machines & attachment
Time: 2 Hours	During a practical assessment, under observation by an assessor, you are required to
Minimum Evidence Required	<ol style="list-style-type: none"> 1. Identify marble cutting machines 2. Check specifications of Vertical cutting machine. 3. Check specifications of Gang Saw machine. 4. Check specifications of Bridge Cutting machine. 5. Check specifications of Cross cutting machine. 6. Check specifications of Section cutting machine. 7. Check specifications of Resizing machine. 8. Check specifications of Table Cutting machine 9. Identify components of Vertical cutting machine. 10. Identify components Gang Saw machine. 11. Identify Components Bridge Cutting machine. 12. Identify components Cross cutting machine. 13. Identify components Section cutting machine. 14. Identify components resizing machine. 15. Identify components Table Cutting machine

Self-Assessment Checklist

Candidate Name	
Registration No.	
Qualification	Marble Technician Level-1
Competency Standards	Identify Machines & Its Attachments
Assessment Task	<ol style="list-style-type: none"> 1. Identify Machine and its sizes. 2. Identify components & Attachments 3. Identify capacities & capabilities of Machine 4. Identify basic tools and supplies associated with Machines 5. Maintain Inventory of Machines & attachment

I can.....

Performance Criteria	Yes	No
1. Identify marble cutting machines	<input type="checkbox"/>	<input type="checkbox"/>
2. Check specifications of Vertical cutting machine.	<input type="checkbox"/>	<input type="checkbox"/>
3. Check specifications of Gang Saw machine.	<input type="checkbox"/>	<input type="checkbox"/>
4. Check specifications of Bridge Cutting machine.	<input type="checkbox"/>	<input type="checkbox"/>
5. Check specifications of Cross cutting machine.	<input type="checkbox"/>	<input type="checkbox"/>
6. Check specifications of Section cutting machine.	<input type="checkbox"/>	<input type="checkbox"/>
7. Check specifications of Resizing machine.	<input type="checkbox"/>	<input type="checkbox"/>
8. Check specifications of Table Cutting machine	<input type="checkbox"/>	<input type="checkbox"/>
9. Identify components of Vertical cutting machine.	<input type="checkbox"/>	<input type="checkbox"/>
10. Identify components Gang Saw machine.	<input type="checkbox"/>	<input type="checkbox"/>
11. Identify Components Bridge Cutting machine.	<input type="checkbox"/>	<input type="checkbox"/>
12. Identify components Cross cutting machine.	<input type="checkbox"/>	<input type="checkbox"/>
13. Identify components Section cutting machine.	<input type="checkbox"/>	<input type="checkbox"/>
14. Identify components resizing machine.	<input type="checkbox"/>	<input type="checkbox"/>
15. Identify components Table Cutting machine	<input type="checkbox"/>	<input type="checkbox"/>

Candidate's Signature _____

Assessor's

Signature _____

Date: _____

Assessors Judgment Guide

Qualification	Marble Technician Level-1
Competency Standard(s)	Identify Machines & Its Attachments
Candidate Details	Name: _____ Registration/Roll Number: _____ Signature: _____
Assessment Outcome	COMPETENT <input type="checkbox"/> NOT YET COMPETENT <input type="checkbox"/> Name of the Assessor _____ Assessor's code: _____ Signature: _____

Assessment Summary (to be filled by the assessor)							
Activity	Method					Result	
	Written	Oral	Observation	Portfolio	Role Play	Competent	Not Yet Competent
Nature of Activity							
Practical Skill Demonstration			✓				
Knowledge Assessment		✓					
Other Requirement							

Observation Checklist

Assessment Task	1. Identify Machine and its sizes. 2. Identify components & Attachments 3. Identify capacities & capabilities of Machine 4. Identify basic tools and supplies associated with Machines 5. Maintain Inventory of Machines & attachment			
During the practical assessment, candidate demonstrated the following:		Yes	No	Remarks
1.	Identify marble cutting machines			
2.	Check specifications of Vertical cutting machine.			
3.	Check specifications of Gang Saw machine.			
4.	Check specifications of Bridge Cutting machine.			
5.	Check specifications of Cross cutting machine.			
6.	Check specifications of Section cutting machine.			
7.	Check specifications of Resizing machine.			
8.	Check specifications of Table Cutting machine			
9.	Identify components of Vertical cutting machine.			
10.	Identify components Gang Saw machine.			
11.	Identify Components Bridge Cutting machine.			
12.	Identify components Cross cutting machine.			
13.	Identify components Section cutting machine.			
14.	Identify components resizing machine.			
15.	Identify components Table Cutting machine			
Competent <input type="checkbox"/>		Not Yet Competent <input type="checkbox"/>		

Knowledge Assessment

Qualification	Marble Technician Level-1
Competency Standard(s)	Identify Machines & Its Attachments
Candidate Details	Name: _____ Registration/Roll Number: _____ Candidate Signature: _____
Assessment Outcome	COMPETENT <input type="checkbox"/> NOT YET COMPETENT <input type="checkbox"/> Name of the Assessor: _____ Assessor's code: _____ Signature of the Assessor: _____

Candidate's response is not required to be identical, but similar concepts and/or keywords must be used. Oral questioning may be used to clarify candidate understanding of topic and its application.

Questions (Candidate confidently answered questions correctly and demonstrated understanding of the topics and their application)	Satisfactory	Not Satisfactory
1. Name various Marble cutting machines		
2. What is Specification of a machine?		
3. What is the Capacity of a machine?		
4. What is the Capability of a machine?		
5. What is the function of a Vertical cutting machine?		
6. What is the function of a Gang Saw machine?		
7. What is the function of a Bridge Cutting machine?		
8. What is the function of a Cross cutting machine?		
9. What is the function of a Section cutting machine?		
10. What is the function of a resizing machine?		
11. What is the function of a Table Cutting machine?		

Feedback to the Candidate

Candidate's Signature _____ **Assessor's Signature**

Instruction Sheet for the Candidate

Qualification	Marble Technician Level - 1
Competency Standard(s)	<ol style="list-style-type: none"> 1. Maintain Workplace Safety 2. Maintain Tools & Equipment. 3. Identify Machines & Its Attachments
Purpose of Assessment	Summative Assessment

Candidate Details	Name _____ Registration/Roll Number _____
Guidance for Candidate	<p>To meet this standard you are required to complete the following within the given time frame (for practical demonstration & assessment):</p> <ul style="list-style-type: none"> • In a given situation you are required to Adopt Safety and to Identify Tools, Machines and its attachments. • Knowledge Assessment
Time: 1 Hour	During a practical assessment, under observation by an assessor, you are required to
Minimum Evidence Required	<ol style="list-style-type: none"> 1. Wear proper PPE as per nature of job 2. Identify emergency exit 3. Identify insulated tools and equipment 4. Identify first aid box 5. Check first aid box for Emergency Medicines. 6. Check Expiry date of the Medicines 7. Identify Tools and Equipment 8. Identify marble cutting machines 9. Identify components of each marble cutting machine 10. Identify Capacity and capability of each machine.

Self-Assessment Checklist

Candidate Name	
Registration No.	
Qualification	Marble Technician Level - 1
Competency Standards	<ol style="list-style-type: none"> 1. Maintain Workplace Safety 2. Maintain Tools & Equipment. 3. Identify Machines & Its Attachments
Assessment Task	<ul style="list-style-type: none"> • In a given situation you are required to Adopt Safety and to Identify Tools, Machines and its attachments. • Knowledge Assessment

I can.....

Performance Criteria	Yes	No
1. Wear proper PPE as per nature of job	<input type="checkbox"/>	<input type="checkbox"/>
2. Identify emergency exit	<input type="checkbox"/>	<input type="checkbox"/>
3. Identify insulated tools and equipment	<input type="checkbox"/>	<input type="checkbox"/>
4. Identify first aid box	<input type="checkbox"/>	<input type="checkbox"/>
5. Check first aid box for Emergency Medicines.	<input type="checkbox"/>	<input type="checkbox"/>
6. Check Expiry date of the Medicines	<input type="checkbox"/>	<input type="checkbox"/>
7. Identify Tools and Equipment	<input type="checkbox"/>	<input type="checkbox"/>
8. Identify marble cutting machines	<input type="checkbox"/>	<input type="checkbox"/>
9. Identify components of each marble cutting machine	<input type="checkbox"/>	<input type="checkbox"/>
10. Identify Capacity and capability of each machine.	<input type="checkbox"/>	<input type="checkbox"/>

Candidate's Signature _____
Signature _____

Assessor's

Date: _____

Assessors Judgment Guide

Qualification	Marble Technician Level - 1
Competency Standard(s)	1. Maintain Workplace Safety 2. Maintain Tools & Equipment. 3. Identify Machines & Its Attachments
Candidate Details	Name: _____ Registration/Roll Number: _____ Signature: _____
Assessment Outcome	COMPETENT <input type="checkbox"/> NOT YET COMPETENT <input type="checkbox"/> Name of the Assessor _____ Assessor's code: _____ Signature: _____

Assessment Summary (to be filled by the assessor)							
Activity	Method					Result	
Nature of Activity	Written	Oral	Observation	Portfolio	Role Play	Competent	Not Yet Competent
Practical Skill Demonstration			✓				
Knowledge Assessment		✓					
Other Requirement							

Observation Checklist

Assessment Task	In a given situation you are required to Adopt Safety and to Identify Tools, Machines and its attachments.		
During the practical assessment, candidate demonstrated the following:	Yes	No	Remarks
1. Wear proper PPE as per nature of job	<input type="checkbox"/>	<input type="checkbox"/>	
2. Identify emergency exit	<input type="checkbox"/>	<input type="checkbox"/>	
3. Identify insulated tools and equipment	<input type="checkbox"/>	<input type="checkbox"/>	
4. Identify first aid box	<input type="checkbox"/>	<input type="checkbox"/>	
5. Check first aid box for Emergency Medicines.	<input type="checkbox"/>	<input type="checkbox"/>	
6. Check Expiry date of the Medicines	<input type="checkbox"/>	<input type="checkbox"/>	
7. Identify Tools and Equipment	<input type="checkbox"/>	<input type="checkbox"/>	
8. Identify marble cutting machines	<input type="checkbox"/>	<input type="checkbox"/>	
9. Identify components of each marble cutting machine	<input type="checkbox"/>	<input type="checkbox"/>	
10. Identify Capacity and capability of each machine.	<input type="checkbox"/>	<input type="checkbox"/>	
Competent <input type="checkbox"/>		Not Yet Competent <input type="checkbox"/>	

Knowledge Assessment

Qualification	Marble Technician Level - 1
Competency Standard(s)	1. Maintain Workplace Safety 2. Maintain Tools & Equipment. 3. Identify Machines & Its Attachments
Candidate Details	Name: _____ Registration/Roll Number: _____ Candidate Signature: _____
Assessment Outcome	COMPETENT <input type="checkbox"/> NOT YET COMPETENT <input type="checkbox"/> Name of the Assessor: _____ Assessor's code: _____ Signature of the Assessor: _____

Candidate's response is not required to be identical, but similar concepts and/or keywords must be used. Oral questioning may be used to clarify candidate understanding of topic and its application.

	Questions (Candidate confidently answered questions correctly and demonstrated understanding of the topics and their application)	Satisfactory	Not Satisfactory
1.	Name various Personal Protective Equipment (PPE.)		
2.	What is emergency shutdown switch of machines		
3.	What is first aid box		
4.	Name different Tools used in marble industry		
5.	What is calibration?		
6.	Name any five marble cutting machines		
7.	What is the function of table cutting machine?		
8.	Name any three component of bridge cutting machine.		
9.	What is Inventory management of Machines?		
10.	What safety precautions will be observed during resizing?		


Feedback to the Candidate


Candidate's Signature _____ Assessor's Signature


National Vocational and Technical Training Commission (NAVTTTC)

 Plot 38, Kirthar Road, Sector H-9/4, Islamabad, Pakistan

 +92 51 9044 322

 +92 51 9044 322

 info@navttc.org

 www.navttc.org